

WALL MOUNTED AIR CONDITIONER RANGE

# THE PERFECT CLIMATE.



kaden°



## Kaden Wall Mounted Air Conditioners

Creating the perfect climate in your home is essential for your family's comfort. Kaden reverse cycle wall mounted air conditioners give you total control of your space, day in, day out.

Whether it's a sweltering summer day or an icy winter morning, Kaden wall mounted air conditioners allow you to regulate your home's temperature effortlessly. Innovative features and intuitive functions, make this the air conditioner for all seasons. Designed specifically for Australian conditions, these units deliver enduring performance matched with whisper quiet operation. Made to last, every Kaden wall mounted air conditioner comes with a full 5-year warranty. Kaden is about versatile living.



### Product Quality Guarantee

Kaden wall mounted air conditioners offer a 5-year warranty. See page 11 for further details.



# Wall Mounted Air Conditioners

---

## What is a Kaden reverse cycle wall mounted air conditioner?

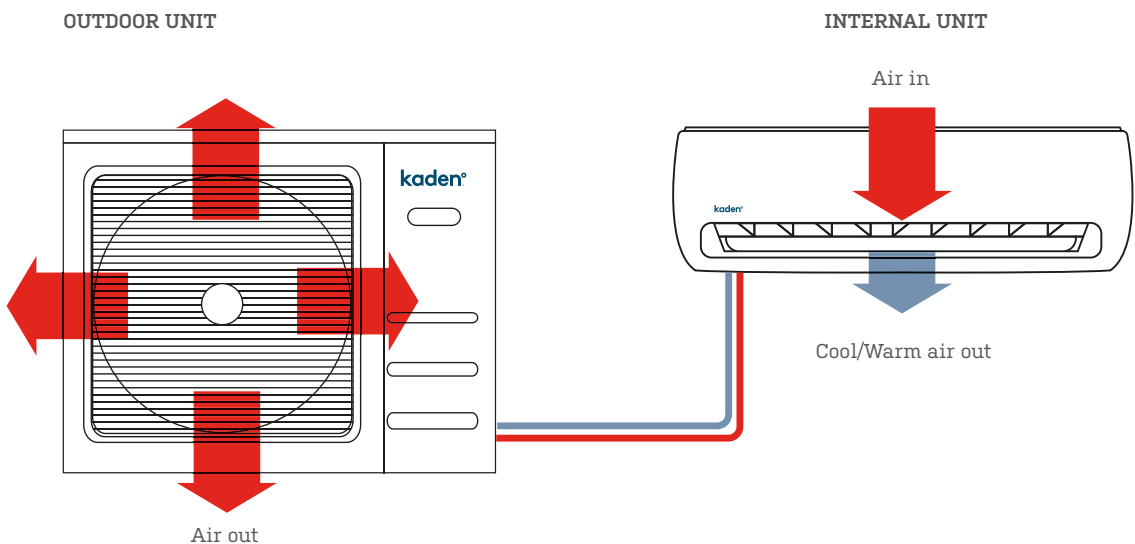
Designed to cool or heat a single room or open area, Kaden wall mounted air conditioners comprise of an indoor unit, which is located on the wall and an outdoor unit, which is usually located in a convenient position outside. These two units work in tandem to create the perfect climate inside.

Kaden wall mounted air conditioners are reverse cycle which means that the air conditioner can cool or heat a room.

The outdoor unit contains the compressor while the indoor unit contains the fan and evaporator components of the air conditioner. These two units are connected by piping that carries refrigerant needed to cool or heat the air.

### The advantage of a Kaden wall mounted air conditioners compared to other air conditioning systems.

- Rapidly cool or heat the desired area or room.
- Cooling and heating as standard which allows you to use one system all year round.
- Easy and fast installation process.
- No ducting in the roof or floor required making it cost effective to install.
- Deliver cool or warm air only to the spaces where its needed. No need to waste money cooling or heating unused spaces.



# KS Series

---

## A modern design that sits discreetly on your wall.

Utilising the latest technology and features, Kaden wall mounted air conditioners incorporate powerful efficiencies for minimal noise. The flexibility of the Kaden wall mounted air conditioner range make them the perfect choice for a wide range of environments including apartments, bedrooms and larger living areas.

## Inverter technology

Kaden's inverter technology lowers energy consumption while maximising comfort levels. It does this by the compressor ramping up quickly to reach the desired temperature then ramping down to maintain that room temperature, significantly reducing running costs.



# Features and Benefits



## Comfort

Feature	Description
<b>Auto mode</b>	The unit will automatically select heating or cooling mode.
<b>Turbo mode</b>	Provides a boost in cooling or heating power for a period of time, this allows you to reach your desired temperature quickly.
<b>Anti-cold air function</b>	Prevents cold air from blowing out to avoid discomfort when heating mode is started.
<b>3D airflow</b>	Combines vertical and horizontal auto swing to ensure an even distribution of air throughout the entire room.
<b>Auto swing</b>	Distributes cool or warm air to an entire area by moving the horizontal louvres automatically.
<b>Two-directional airflow</b>	In cooling mode, horizontal airflow does not blow cool air directly at the occupants in the room. When heating, vertical airflow provides powerful floor level heating. Precise airflow control makes your room more comfortable.
<b>360° airflow panel</b>	360° air outlet creates soft and gentle air flow which circulates throughout the whole space and provides an even temperature distribution in the room.
<b>Memory louvre</b>	The louvres can be stopped and positioned at any angle. The louvres will return to the same position the next time the units starts.
<b>Up/Down louvres swing</b>	The horizontal louvres will swing up and down. You can set this to your desired angle.
<b>Lateral swing</b>	The vertical louvres will swing from right to left. Louver angle can be set to a specified position.
<b>On/Off timer function</b>	The unit can be set to start and/or stop at a specified time.
<b>Quiet design (silent mode)</b>	The indoor fan can run at a super quiet breeze speed keeping the indoor noise level extremely low during silent mode operation.
<b>Follow me</b>	When you press the Follow me button on your remote controller you'll have the temperature you want anywhere in the room. A unique temperature sensor in the controller allows the unit to adjust the room temperature to the perfect level exactly where you want it to be.
<b>Mute operation</b>	Allows you to turn off any sounds and the LED display giving you a quiet and comfortable environment to sleep in.



### Health

Feature	Description
<b>Filter type</b>	The filter has three filters built into one. It will effectively catch and breakdown compounds as well as harmful gases and odors. Platinum nano-particles which are added to the filter fiber provide an antibacterial and mould proof agent protecting against allergies.
<b>Washable filter</b>	The filter can easily be detached from the unit for easy cleaning.
<b>Self-cleaning</b>	When selected, the self clean function will run a self cleaning cycle after the unit is switched off. This keeps the unit clean and provides a healthy environment by minimising the build up of dust and mould.



### Energy Saving

<b>ECO mode</b>	When activated the unit will begin an 8 hour energy saving mode which reduces energy consumption by up to 60% when compared to normal operation.
<b>Sleep mode</b>	Gradually decreases or increases the temperature during the first two hours. It will then keep the temperature steady for five hours before switching off. This reduces energy consumption whilst keeping the temperature at a comfortable level giving you the perfect nights sleep.
<b>DR function</b>	Helps cope with peak demand periods. The air conditioner can reduce energy consumption while continuing to circulate cool or warm air to ensure the right level of comfort.



### Reliability

<b>Auto defrosting</b>	Prevents the evaporator from freezing in low temperature environments.
<b>Low ambient cooling</b>	The air conditioner can run in cooling or heating modes even when the outdoor ambient temperature is -15°C.
<b>Self-diagnosis and auto-protection</b>	If there is a part failure the unit will switch off automatically to protect your air conditioner. An error code will appear to assist with a fast and easy fix.
<b>Refrigerant leakage detect</b>	The unit will shut down automatically in the rare event that a refrigerant leak is detected. This helps protect your air conditioner from permanent damage.



### More

<b>Back-up switch</b>	The indoor unit has an external manual backup on/off switch if you lose your remote controller.
<b>Auto restart function</b>	If a blackout occurs an auto restart function will record its last programmed setting. Once power is restored the unit will automatically return to your programmed setting.

# Product Specifications

Models			KS09
Power supply			1 Phase, 220-240V, 50Hz
Capacity	Cooling	kW	2.6 (1.0-3.6)
	Heating	kW	2.8 (1.2-4.4)
Input	Cooling	kW	0.60 (0.22-0.85)
	Heating	kW	0.65 (0.25-1.05)
Star rating	Cooling		4.0
	Heating		4.0
EER	Cooling		4.33
COP	Heating		4.31
Outdoor sound power level		dBA	60
Indoor sound pressure level (Turbo, Hi, Med, Lo, Silent)		dBA	41-40-35-30-26
Outdoor sound pressure level		dBA	49
Airflow (Turbo, Hi, Med, Lo, Silent)		l/sec	167-161-133-106-78
External dimensions (H x W x D)	Indoor	mm	302 x 805 x 193
	Outdoor	mm	554 x 800 x 333
Net weight	Indoor	kg	10.2
	Outdoor	kg	34.6
Refrigerant piping	Liquid line	mm (inch)	Ø6.35 (1/4")
	Gas line	mm (inch)	Ø9.52 (3/8")
	Connection method		Flare connection
Refrigerant	Type		R410A
	Quantity	kg	1.33
	Pre charged to pipe length		m
Max pipe length		m	25
Max height difference		m	10
Outdoor operating range	Cooling	°C	-15 to 50
	Heating	°C	-15 to 30





**OUTDOOR UNIT**

**INTERNAL UNIT**

**CONTROLLER**

KS12	KS18	KS24	KS28
1 Phase, 220-240V, 50Hz	1 Phase, 220-240V, 50Hz	1 Phase, 220-240V, 50Hz	1 Phase, 220-240V, 50Hz
3.5 (1.4-5.1)	5.0 (2.0-6.4)	7.0 (3.5-8.1)	8.0 (4.0-9.1)
3.8 (1.5-5.2)	5.1 (2.0-6.5)	7.5 (3.0-8.5)	8.1 (3.2-9.4)
0.87 (0.33-1.15)	1.35 (0.54-1.65)	1.98 (0.95-2.17)	2.40 (1.20-2.40)
0.87 (0.34-1.15)	1.35 (0.52-1.65)	2.10 (0.84-2.35)	2.40 (0.95-2.65)
3.5	2.5	2.5	2.0
4.0	3.0	2.5	2.0
4.02	3.70	3.54	3.33
4.37	3.78	3.57	3.38
60	63	64	70
43-41-36-29-26	45-42-40-35-27	47-45-42-34-30	47-45-42-36-32
51	52	52	56
194-181-158-117-97	333-306-264-211-158	403-386-356-242-144	403-386-356-242-208
325 x 964 x 222	325 x 964 x 222	342 x 1106 x 243	342 x 1106 x 243
554 x 800 x 333	702 x 845 x 363	810 x 946 x 410	810 x 946 x 410
12.5	12.5	16.0	16.1
33.1	43.9	59.9	63.6
Ø6.35 (1/4")	Ø6.35 (1/4")	Ø9.52 (3/8")	Ø9.52 (3/8")
Ø12.7 (1/2")	Ø12.7 (1/2")	Ø15.90 (5/8")	Ø15.90 (5/8")
Flare connection	Flare connection	Flare connection	Flare connection
R410A	R410A	R410A	R410A
1.33	1.73	2.45	2.60
20	20	20	20
25	30	50	50
10	20	25	25
-15 to 50	-15 to 50	-15 to 50	-15 to 50
-15 to 30	-15 to 30	-15 to 30	-15 to 30

# Easy Installation & Maintenance

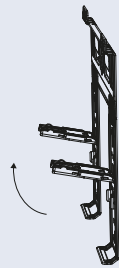
---

Modern and sleek in design the Kaden wall mounted air conditioning range doesn't just stop at its good looks. There are number of key benefits Kaden has for ease of installation.

---

## Lift Supports

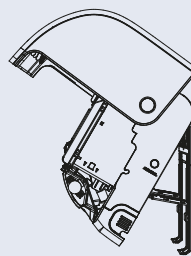
Kaden's clever mounting bracket has two installation lift supports which allows the unit to sit off the wall for much easier access to the back of the unit during installation and maintenance.



---

## Front Panel Locks Open

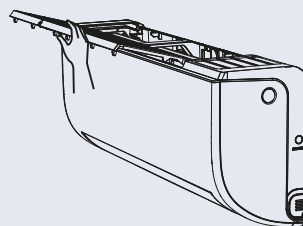
The front panel of the unit can lock into place when open to allow the installer easy access to the internals of the unit. These features make maintenance and servicing a breeze with only one person required.



---

## Removable Filter

Kaden's wall mounted air conditioners offer an innovative solution allowing easy removal of the dust filter without having to open the actual unit. This solution also makes cleaning safer with no exposure to the internals of the unit.



# Peace of Mind

---



**Human comfort**  
**Parts & labour**



**Non-human comfort**  
**Parts & labour**

For more information go to  
[www.kadenair.com.au/products/split-systems/wall-mounted-air-conditioner](http://www.kadenair.com.au/products/split-systems/wall-mounted-air-conditioner)

# kaden°

kadenair.com.au

Due to limitations in the printing process the colours in this brochure are a guide only.

The manufacturer/distributor reserves the right to vary specifications or delete models from their range without prior notification. The manufacturer/distributor takes no responsibility for printing errors. All products enjoy a product replacement warranty. For full warranty details visit [www.metalflex.com.au/kaden](http://www.metalflex.com.au/kaden)

[BROCHURE CODE 2131632]

metalflex™

ACTROL™

