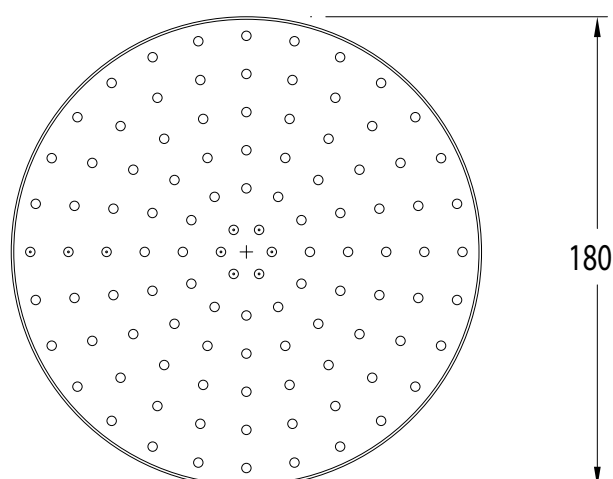
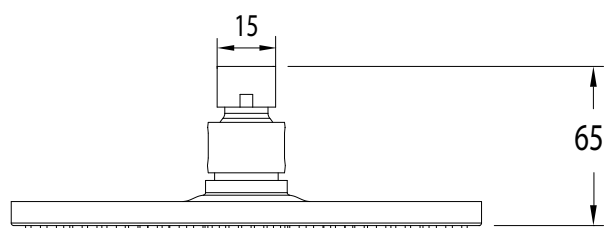


MILLI

PURE SHOWER HEAD 180MM



Dimensions are nominal measurements only.

SPECIFICATIONS

Recommended Use	Domestic, Hotel and Commercial.
Finish	Chrome, Matt Black, Rose Gold, Brushed Gunmetal.
Pressure Rating	Maximum continuous operating pressure 1000kPa. As per AS/NZS 3500 pressure must be limited to 500kPa on any new home extension or renovation. For best performance and longer life we recommend 150-500kPa Hot and cold water inlet pressure should be equal.
Temperature Rating	Max continuous working temperature 65 deg. C
Suitable Hot Water Units	Storage Tank: Yes Continuous Flow: Yes Gravity Feed: Not recommended



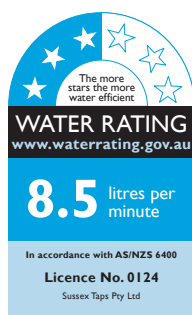
To see the complete MILLI range go to www.reece.com.au/bathrooms

CLEANING RECOMMENDATIONS

We recommend the use of soapy water or approved cleaners.

This product should not be cleaned with abrasive materials.

Damage caused by any improper treatment is not covered by the product warranty. Refer to Warranty Conditions.



Disclaimer: Products in this specification manual must by regulation be installed by licensed and registered trade people. The manufacturer/distributor reserves the right to vary specifications or delete models from their range without prior notification. Dimensions are nominal measurements only. Dimensions and set-outs listed are correct at time of publication however the manufacturer/distributor takes no responsibility for printing errors.

Tech Page Version 1

MILLI **reece**